


Silhouette Cameo: Removing the pinch roller from center groove

If your pinch roller is stuck in the center groove, follow the instructions below:




Necessary Tools:



Make sure the media lever is down, which will raise the metal bar:



Insert paperclip in the pinch roller clips:




Bend the paperclip back to toward the metal bar:





Insert the paperclips into 2 of the pinch roller clips:



Use the hook tool to insert into last pinch roller clip and then push the pinch roller to the left until all 3 clips are out of the groove:



While pushing the pinch roller to the left (keeping the 3 clips from falling into the groove), remove the 2 paperclips:





Replace the rubber ring to cover the center groove:

